

Wyomissing Area School District



Finance Committee Meeting

November 8, 2023

Agenda

- Facilities:
 - Change Orders (JSHS – Uhrig/WHEC - Perrotto)
 - Heater Replacement
 - HVAC Controller Replacement
 - Auditorium Lighting Replacement
- Finance:
 - Spy Glass Discussion
 - Agreement for CNA (Ratify)
 - Delinquent Tax Collector
 - Budget Transfers
- Act I Exceptions
- Revenue Review
- Fund Balance as of 6/30/2023 (unaudited)
- Public Comment

Facilities

- Facilities:
 - Change Orders JSHS:
 - \$0: Provide site directional/wayfinding signage (\$6,864.35 cost for this work shall be deducted from the remaining unit price allowances)
 - (\$181,024): provide a cost credit to adjust the remaining contract balance due to the following: Adjustment to incorrect Unit Price Allowance line-item amounts listed on the Application for payment (\$162,024), Liquidated Damages as negotiated between the Owner and the General Contractor (\$19,000)
 - \$0: Provide additional tackboards and markerboards as requested by the Owner. The \$4,240.69 cost of this work shall be deducted from the remaining Unit Price Allowances.
 - \$0: Patch and paint walls in Media Center due to the Electrical Contractor's removal/relocation of boxes, conduit & other devices. The \$2,832.80 cost for this work shall be deducted from the remaining Unit Price Allowances.
 - \$0: Saw-cut, remove and replace existing concrete to extend the slope at District Office entrance to conform with ADA due to existing conditions and per direction of code official. The \$2,304.16 cost for this work shall be deducted from the remaining Unit Price Allowances.
 - Change Orders WHEC:
 - \$5,433.81: Install a 2-inch-thick subfloor in the walk-in cooler and freezer unit level with adjacent slab elevation to accommodate sheet flooring in lieu of quarry tile
 - \$3,646.51: Provide metal framing and gypsum board chases to conceal piping in Rooms F136 and F137
 - \$22,220.74: Patch or replace ceilings in several rooms in Areas E and F due to various construction activities. Ceiling replacement in these rooms was previously deleted.

Facilities

- **Facilities:**
 - **Heater Replacement:** replacing the cabinet unit heater in the vestibule in the JSHS. Unit was damaged during severe cold temperature December of 2022. Quote cost is \$13,985. Capital reserve funds will be used for this project.
 - **Controller Replacement:** Replacing 32 HVAC unit controllers that regulate temperature control in the 2006 addition of the JSHS. The total cost of the project is \$370,436. This project will be done in phases. The first phase will cost is \$166,737 and second phase will cost \$203,699. Capital reserve funds will be used for this project.
 - **Auditorium Lighting Replacement:** Current lighting is not working. Renting replacement lighting at \$42,000. Received three quotes ranging from \$318,609 to \$324,198. Capital reserve funds will be used for this project.

Act I Exceptions – Special Education

- Special Education Expenditures
 - If costs for special education programs and services increase by more than the Act I Index between school years 2020-2021 and 2021-2022, the District would be eligible for an exception.
 - For SY 2024-2025 the District does qualify for the exception, which is \$108,907
 - 5.70% would be the new tax increase
 - Total RE tax income would be \$28,877,309

Act I Exceptions – Retirement

- Retirement Contributions
 - If the anticipated increase in the District's employment contribution to PSERS between SY 2022-2023 or 2023-2024 is greater than the District index.
 - For SY 2024-2025 the District does qualify for the exception, which is \$25,170
 - 5.39% would be the new tax increase
 - Total RE tax income would be \$28,793,578

Act I Exceptions – Summary

	<u>% Inc</u>	<u>Millage</u>	<u>RE Revenue</u>	<u>Increase</u>
23-24 Budget	1.90%	33.826	\$27,270,210	
24-25 Index	5.30%	35.619	\$28,768,404	\$1,498,194
24-25 Index + Retirement	5.39%	35.65	\$28,793,578	\$1,523,368
24-25 Index + Special Education	5.70%	35.753	\$28,877,309	\$1,607,099
24-25 Index + Ret + SpEd	5.79%	35.785	\$28,902,483	\$1,632,273

Act I Index Exceptions

- Act I Index

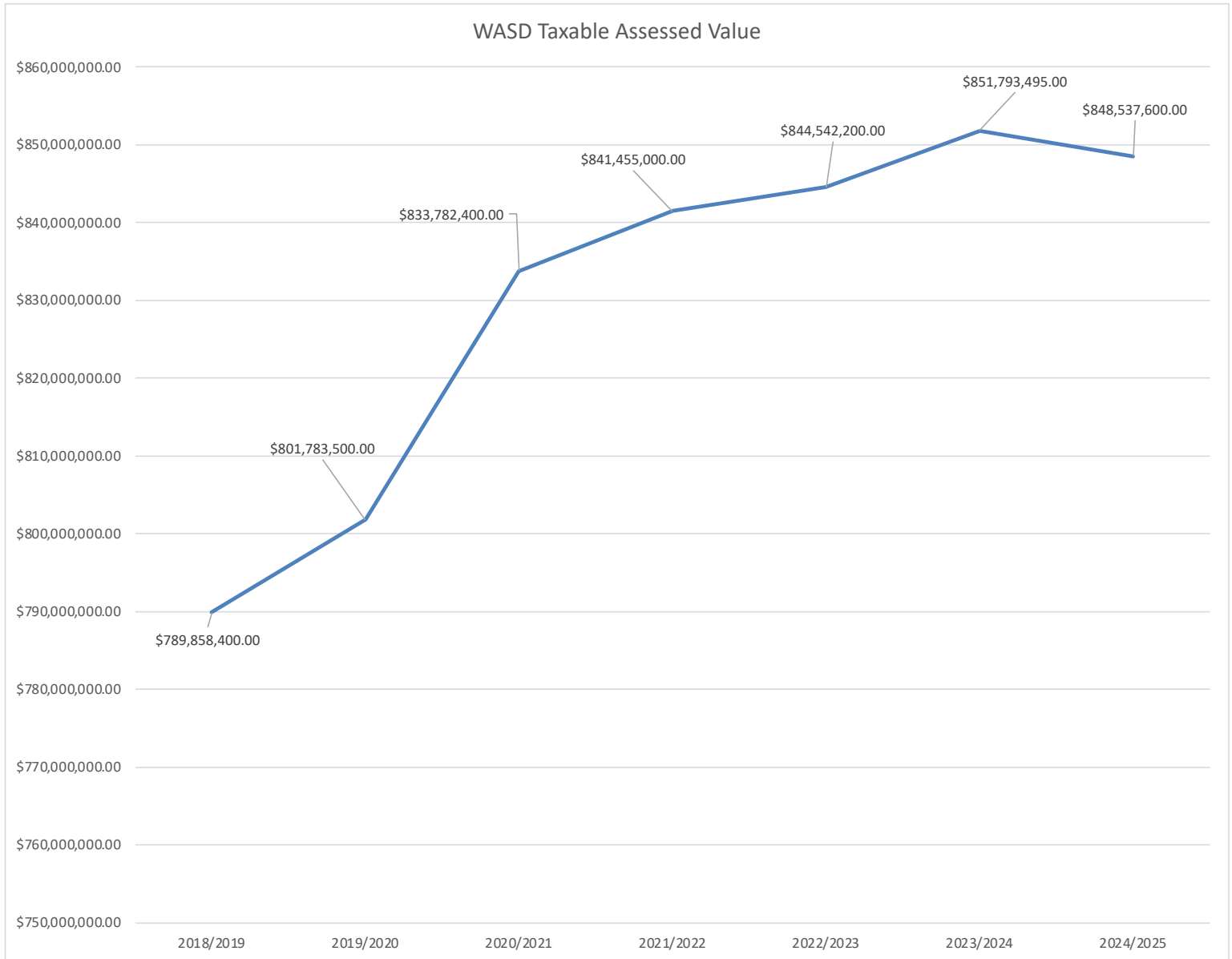
Wyomissing Area School District				
Millage History				
<u>Year</u>	<u>Millage</u>	<u>Increase in Mills</u>	<u>% Increase</u>	<u>PDE Index</u>
2014-15	29.4887	0.4358	1.50%	2.10%
2015-16	29.7849	0.2962	1.00%	1.90%
2016-17	30.0665	0.2816	0.95%	2.40%
2017-18	30.0665	0.0000	0.00%	2.50%
2018-19	30.6678	0.6013	2.00%	2.40%
2019-20	31.4340	0.7662	2.50%	2.30%
2020-21	31.9060	0.4720	1.50%	3.00%
2021-22	32.5441	0.6381	2.00%	3.00%
2022-23	33.1950	0.6509	2.00%	3.90%
2023-24	33.8260	0.6310	1.90%	4.10%
2024-25				5.30%

Local Revenue - Analysis

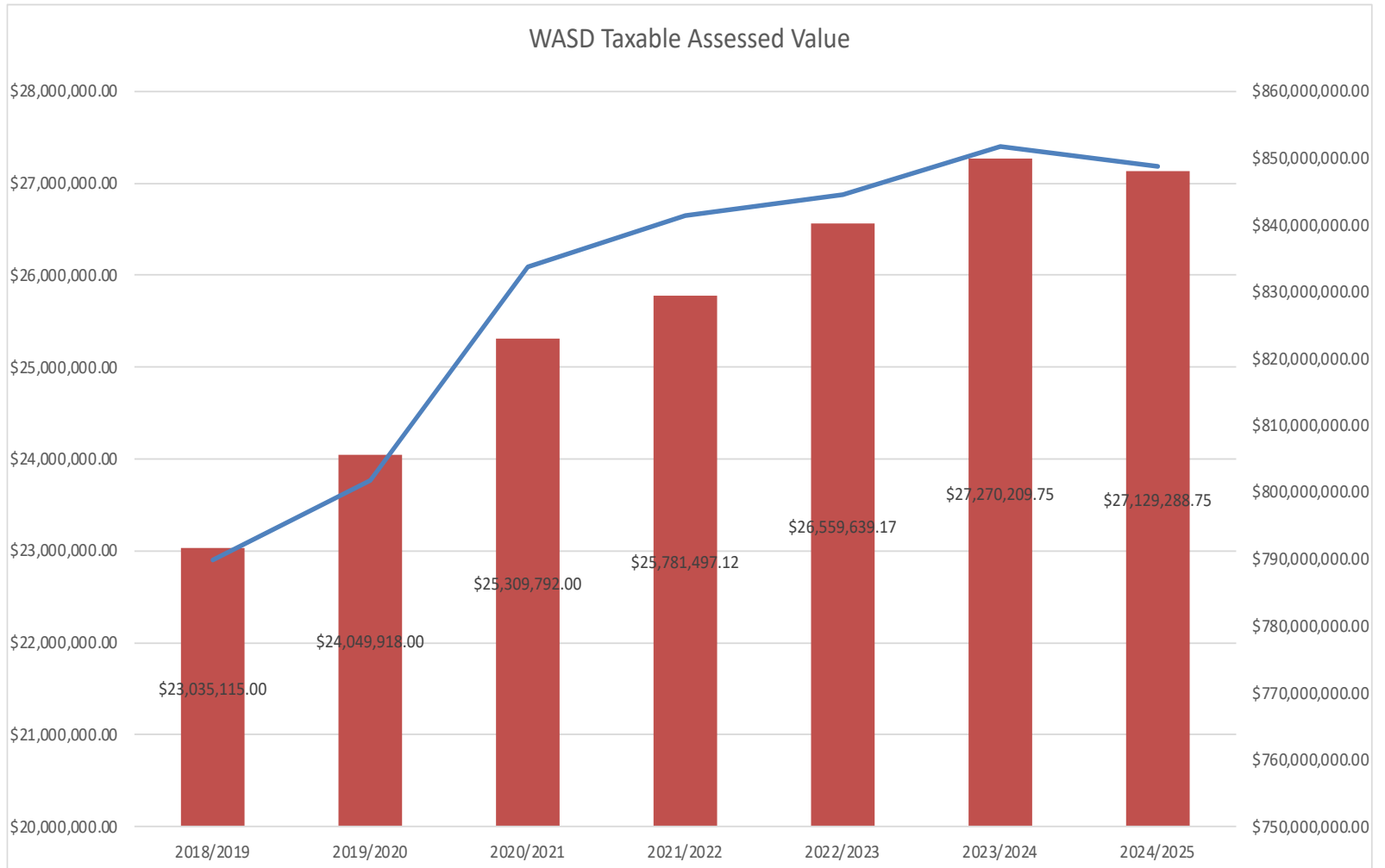
Acct Code	Description	Actual 19/20	Actual 20/21	Actual 21/22	Actual 22/23	Approved Budget 23/24
LOCAL SOURCES						
6111	Current RE Tax	24,049,918	25,309,792	25,781,497	26,559,639	27,270,210
6112	Interim RE Tax	844,544	68,779	6,485	93,523	24,075
6113	Utility RE Tax	24,362	26,890	28,356	29,152	29,152
6114	Payments in Lieu of Taxes	408,500	408,500	408,500	408,500	408,500
6120	Per Capita Taxes Section 679	27,980	29,154	29,086	32,616	32,481
6141	Per Capita Taxes Act 511	27,980	29,154	29,086	32,616	32,481
6143	Local Services/Occ Priv Taxes	65,382	59,186	60,742	69,159	64,000
6151	Earned Income Taxes Act 511	2,446,358	2,614,027	2,948,366	3,045,715	2,950,000
6153	RE Transfer Taxes Act 511	394,684	701,640	586,295	587,164	568,557
6155	Business Privilege Taxes Act 511	315,681	570,378	575,326	610,432	600,000
6411	Delinquent Real Estate Tax	232,118	602,251	598,796	347,781	536,705
6420	Delinquent Per Capital Tax	6,930	2,501	6,221	4,226	4,092
6441	Delinq Act 511	6,442	2,501	5,963	4,226	4,092
6510	Interest on Inv	260,020	17,915	24,114	693,100	327,635
6530	Gain or Losses	0	0	0	0	0
6710	Admissions	34,708	14,549	33,589	39,202	33,589
6730	Student Organization Mem Dues	3,233	0	0	0	0
6750	Student Activities - Special Events	17,290	8,356	18,159	47,482	18,159
6790	Other Student Activities	827	0	0	0	1,140
6831	Fed ARRA IDEA Pass Thr	0	0	0	0	0
6832	IDEA- Early	293,244	289,338	288,151	270,312	288,151
6833	Federal ARP ACT IDEA Revenue	0	0	43,148	21,206	0
6836	ARRA-RTT3	0	0	0	0	0
6837	Federal COVID Related Revenue	0	99,938	0	0	0
6910	Rentals	4,689	(3,576)	0	3,392	3,155
6920	Contributions & Donations	18,424	17,649	2,800	2,258	0
6941	Regular Day School Tuition	0	0	0	0	0
6942	Summer School	2,755	390	0	1,075	1,000
6944	Receipts - Other	6,514	5,357	0	0	0
6991	Refund of Prior Year Exp	29,589	47,275	1,285	34,822	21,000
6992	Energy Incentives	0	0	0	0	0
6999	Other Misc Revenue	79,114	77,657	85,383	74,702	86,857
Total	Local Sources	29,601,286	30,999,602	31,561,348	33,012,300	33,305,030



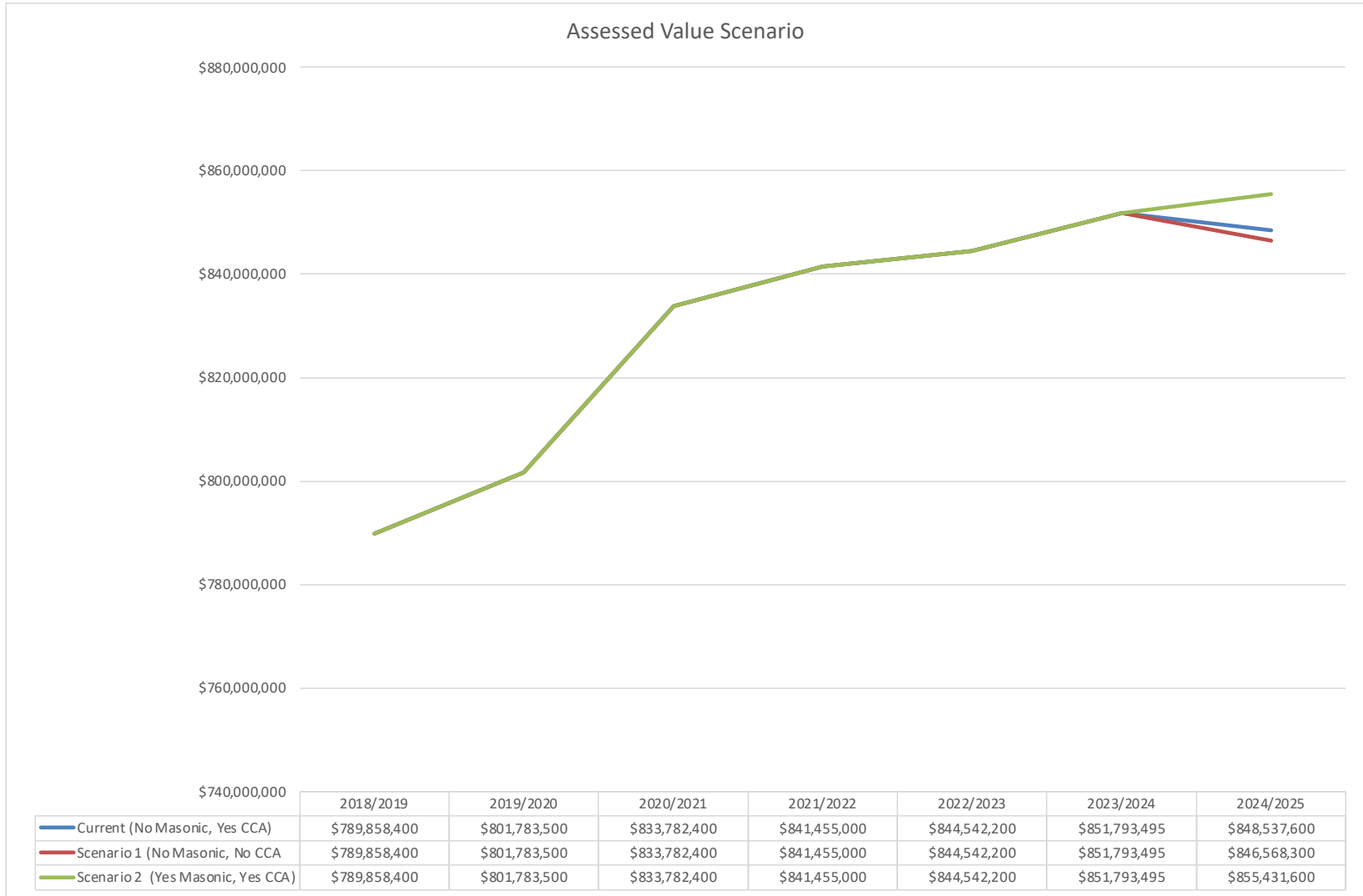
Assessed Value: 5 year Historical + Budget/Projection



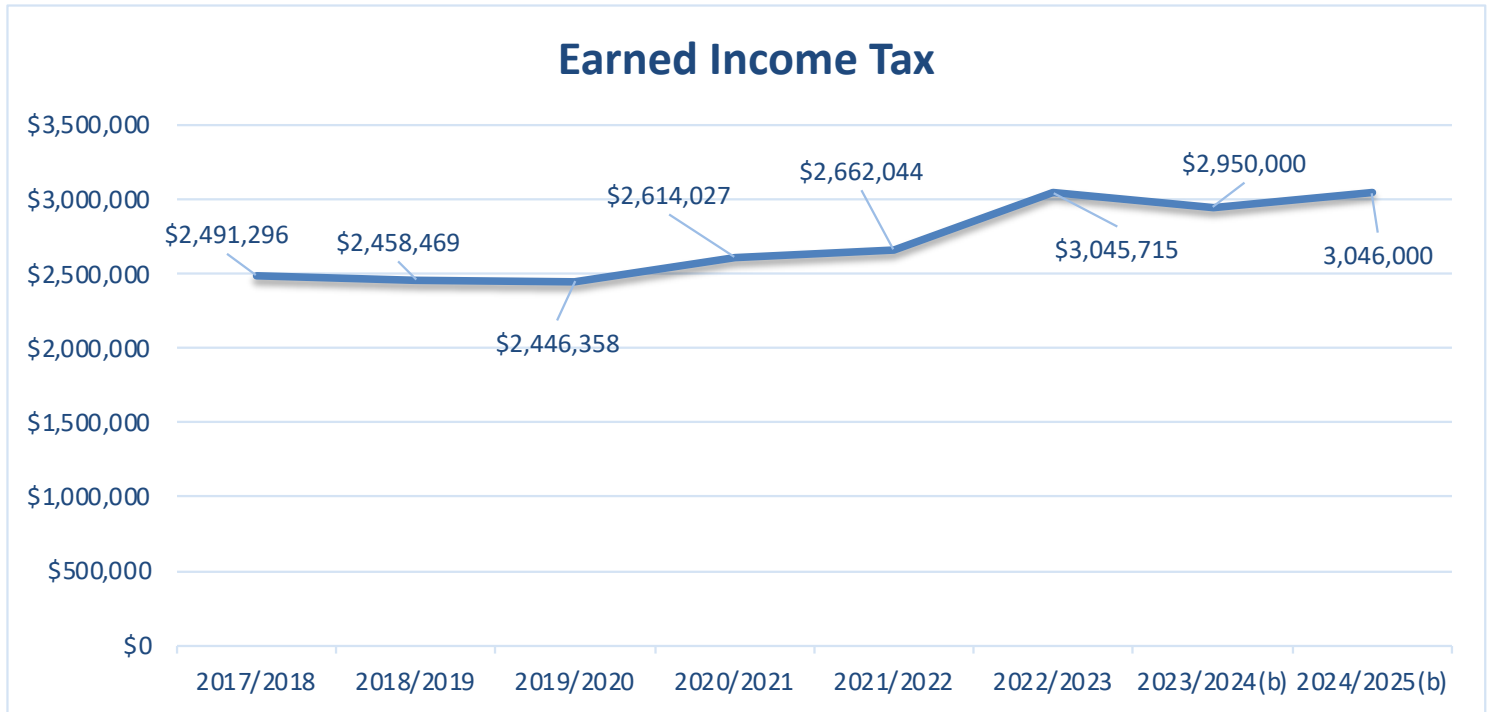
Assessed Value: 5 year Historical + Budget/Projection



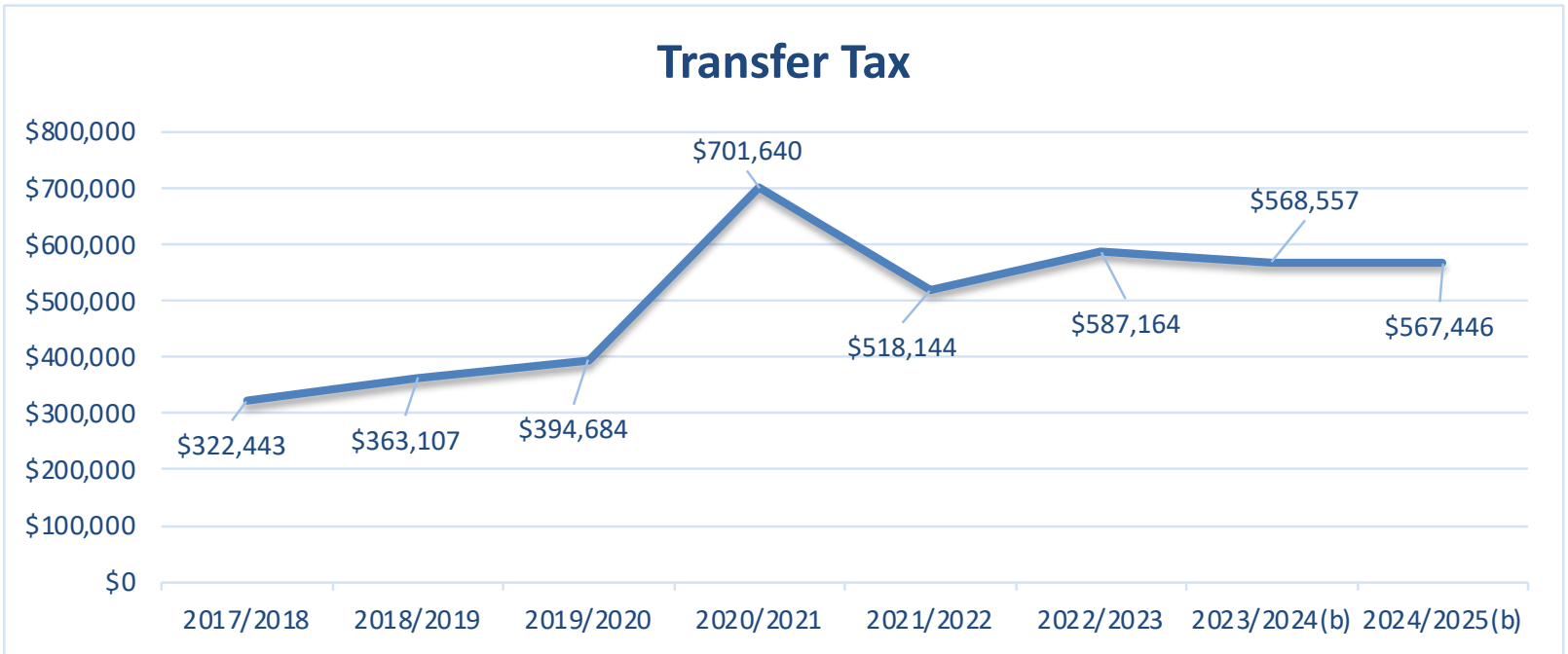
Assessed Value: year Historical + Budget/Projection(s)



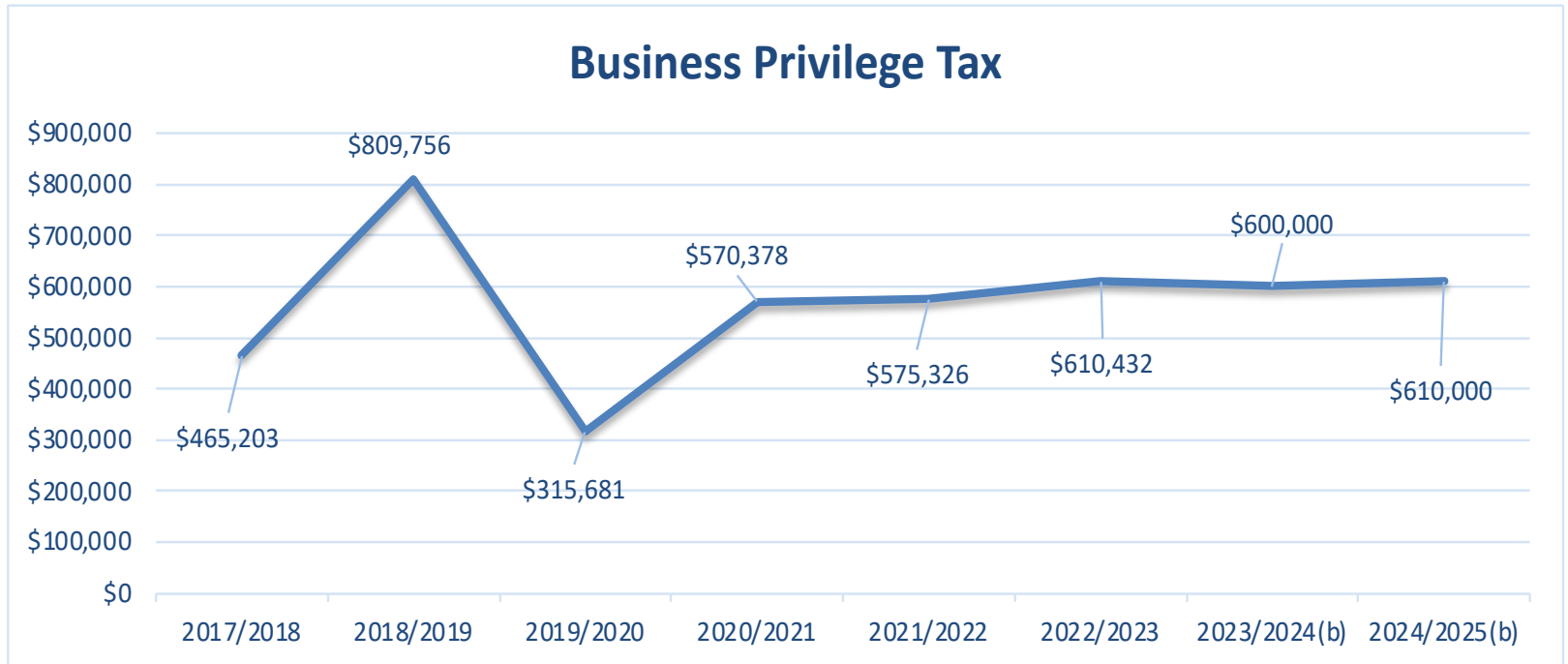
Earned Income Tax



Real Estate Transfer Tax



Business Privilege Tax

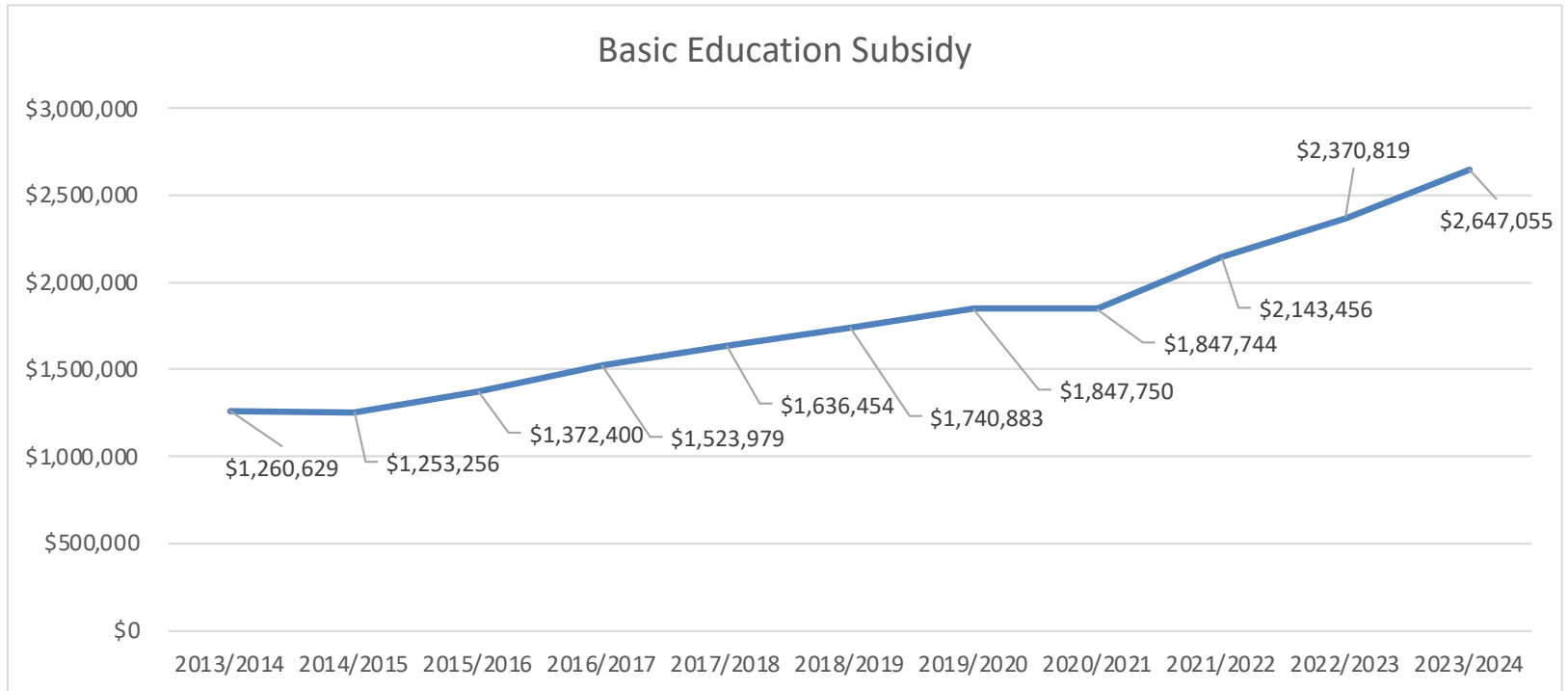


State Revenue - Analysis

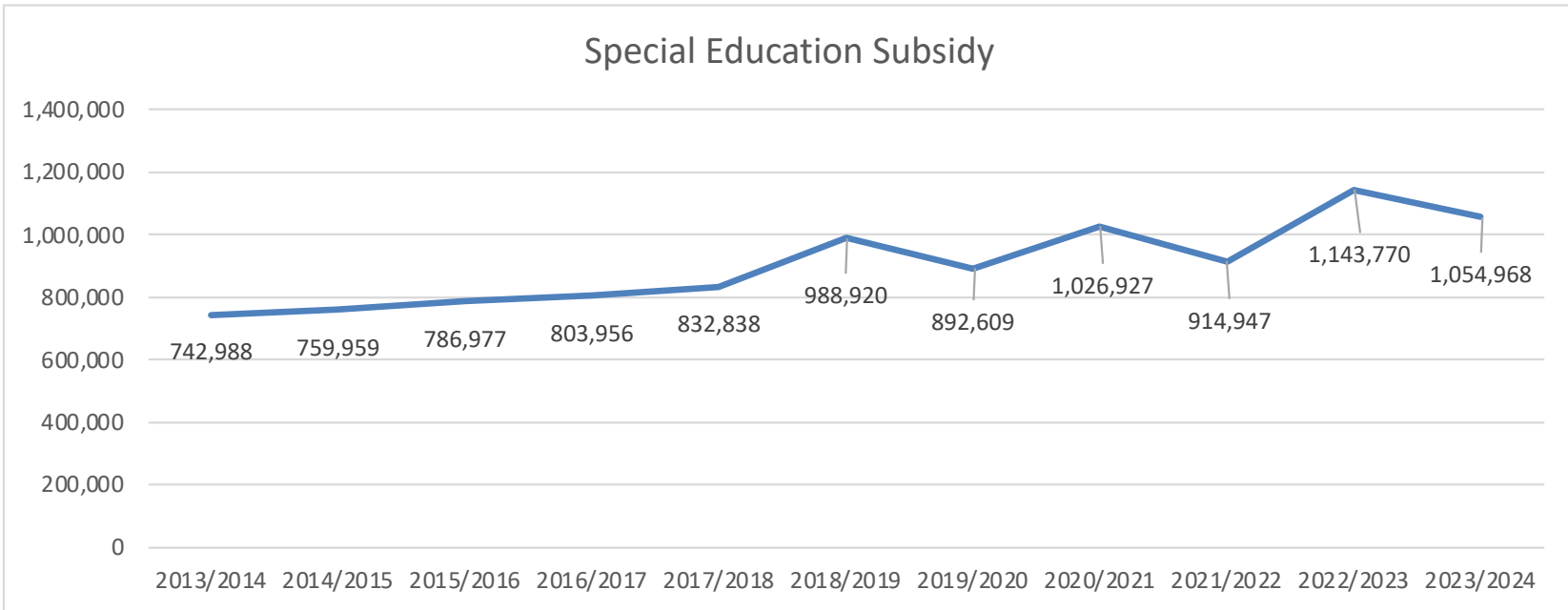
Acct Code	Description	Actual 19/20	Actual 20/21	Actual 21/22	Actual 22/23	Approved Budget 23/24
STATE SOURCES						
7111	Basic Education Funding	1,847,750	1,847,744	2,143,456	2,370,616	2,647,055
7112	FICA Reimb	0	640,907	608,936	626,410	712,384
7142	Charter Sch (non-public)	0	0	0	0	0
7150	School Perform. Award	0	0	0	0	0
7160	Tuition - Crt	11,991	57,367	24,660	7,992	24,660
7170	IST Subsidy	0	0	0	0	0
7210	Homebound Instr	0	0	0	0	0
7220	Vocational Education	0	0	0	0	0
7230	Alternative Ed	0	0	0	0	0
7250	Migratory Children	0	0	0	0	0
7270	Special Ed	892,609	1,026,927	914,947	1,143,770	1,054,968
7290	Other State Pgm Subsidy	0	0	0	0	0
7299	PRRIs and APS	0	0	0	0	0
7311	SD Transportation	269,651	216,615	274,763	211,510	253,676
7312	NP Transportation	42,735	38,500	30,800	20,405	37,345
7320	Rental Reimb	42,444	16,972	19,784	17,410	19,784
7330	Med/Dental/Nurse Serv.	36,940	39,671	35,251	34,414	34,414
7340	State Property Tax Reduc.	492,150	492,267	489,399	611,539	613,627
7360	Safe Schools	0	0	0	0	0
7361	School Safety/Security	119,570	92,820	24,168	0	0
7501	Accountability Block Grant	0	0	0	0	119,163
7502	Dual Enrollment	0	0	0	0	0
7505	Ready to Learn Grant	139,739	139,739	139,739	139,739	139,739
7506	PA Smart Grant		11,667	23,333	0	0
7590	Other State Revenue	0	0	0	0	0
7599	Other State Revenue	412	299	444	618	444
7810	FICA Reimb	530,698	0	0	0	0
7820	Retire Reimb	2,734,713	2,791,862	2,944,020	3,070,470	3,134,431
Total	State Sources	7,161,401	7,413,357	7,673,700	8,254,895	8,791,690



Basic Education Subsidy



Special Education Subsidy



Federal Revenue - Analysis

Acct Code	Description	Actual 19/20	Actual 20/21	Actual 21/22	Actual 22/23	Approved Budget 23/24
FEDERAL SOURCES						
8110	Payments FED	0	0	0	0	0
8390	Other Restrictd Federal	0	0	0	0	0
8512	IDEA Part B	0	0	0	0	0
8513	IDEA Section 619	0	0	0	0	0
8514	Title I	270,678	261,331	297,792	212,528	355,901
8515	Title II	45,385	62,457	34,333	83,979	46,948
8516	Title III Language Instruction	0	10,099	11,777	11,945	11,265
8518	Title IV	20,443	13,250	20,867	29,658	21,960
8690	Other Federal Grants	0	0	0	0	0
8701	ARRA - IDEA Part B	0	0	0	0	0
8703	ARRA - Title I	0	0	0	0	0
8705	ARRA - Title II	0	0	0	0	0
8708	ARRA - State Fiscal Stabiliz	0	0	0	0	0
8709	Ed Jobs	0	0	0	0	0
8741	ESSER (CARES Act)	0	160,335	60,116	0	0
8742	Health and Safety	0	251,919	0	0	95,238
8743	ESSER (CARES Act)	0	193,075	702,362	45,544	0
8744	ESSER (CARES Act)	0	0	854,738	1,369,253	252,231
8751	ARP ESSER 7%	0	0	12,099	52,011	24,005
8752	ARP ESSER 7%	0	0	2,000	10,402	4,801
8753	ARP ESSER 7%	0	0	2,000	10,402	4,801
8754	ARP ESSER Homeless	0	0	6,523	6,078	809
8810	Med. Assist. (ACCESS)	289,559	189,588	154,147	244,451	179,836
8820	Med. Assist. Reimb	9,502	10,609	7,310	1,232	9,140
Total	Federal Sources	635,568	1,152,664	2,166,065	2,077,484	1,006,935

Budget Challenges Beyond 2023/2024

- Assessments – changes and appeals (+/-)
 - Reading Hospital Appeals
 - Masonic Temple Appeal
 - Commonwealth Charter Academy
- State Revenue
 - Additional BEF and SEF or Flat Funding
- Cyber Enrollment/BOL
- Transportation
- Personnel
 - Hiring/Retirees/Minimum Wage
 - ESSER Positions Funding (2 Positions)
- Economic Conditions
 - Continual inflation and the impact on goods and services

Proposed Ending Fund Balance – as of 6/30/2023 (unaudited)

Fund Balance		
	<u>6/30/22</u>	<u>6/30/23</u>
Non Spendable	\$16,280	\$16,280
Restricted	176,954	\$176,954
Committed	\$10,673,422	\$12,163,256
Assigned	\$41,539	\$164,128
Unassigned	\$3,300,095	\$3,300,095
Total	\$14,208,290	\$15,820,713

Committed Fund Balance				
			<u>6/30/22</u>	<u>6/30/23</u>
	Capital Designated-Security (Committed)		\$3,821,488	\$4,821,488
		PSERS (Committed)	\$4,193,192	\$4,029,064
	Curriculum Enhancements (Committed)		\$1,100,000	\$1,100,000
	Athletic Equipment Replacement (Committed)		\$550,000	\$550,000
	Furniture Replacement (Committed)		\$282,742	\$282,742
	Field House Equipment Replacement (Committed)		\$25,000	\$25,000
	Technology Infrastructure Replacement (Committed)		\$0	\$500,000
	Door Access Upgrade (DW) (Committed)		\$0	\$53,962
	Vehicle /Equipment Replacement (Committed)		\$701,000	\$801,000

Note: Assigned fund balance is a placeholder for the next year's budget deficit
 All amounts are unaudited

Next Steps

- November Voting Meeting:
 - Resolution to Opt Out of raising taxes higher than the Act I Index
- January Meeting
 - Expenditure Detail
 - Summary of Revenue and Expenditures
 - Enrollment Projections